



District Report Card: 2017


State: Jammu And Kashmir	District: Kulgam
Class: 8	Subject: Mathematics
Schools: 50	Students: 569


Participation/Coverage


Students

GENDER 	Boys		Girls	
	Number	%	Number	%
	254	44.64	315	55.36

AREA 	Rural		Urban	
	Number	%	Number	%
	569	100.00	0	0.00

CATEGORY 	SC		ST		OBC		GEN	
	Number	%	Number	%	Number	%	Number	%
	5	0.88	18	3.16	93	16.34	453	79.61

CWSN 	LD	VI	HI	S&LD	ID	Oth
	0	0	0	0	2	0

Management 	Government		Government-aided	
	Number	%	Number	%
	569	100.00	0	0.00

Average Performance of Students in Mathematics (%)

Overall	Gender		Area		Management		Social Group			
	Male	Female	Rural	Urban	Govt.	Aided	SC	ST	OBC	GEN
19.66	19.58	19.72	19.66	0.00	19.66	0.00	24.00	21.11	17.20	20.06

Performance on Learning Outcomes (LOs)

Learning Outcomes	Description	Average Performance(%)
M601	Solves problems involving large numbers by applying appropriate operations	14.07
M606	Solves problems on daily life situations involving addition and subtraction of fractions / decimals	9.63
M620	Finds out the perimeter and area of rectangular objects in the surroundings like floor of the class room, surfaces of a chalk box etc.	15.85
M621	Arranges given/collected information in the form of table, pictograph and bar graph and interprets them	17.04
M702	Interprets the division and multiplication of fractions	26.54
M705	Solves problems related to daily life situations involving rational numbers	9.49
M706	Uses exponential form of numbers to simplify problems involving multiplication and division of large numbers	16.72
M707	Adds/subtracts algebraic expressions	6.15
M710	Solves problems related to conversion of percentage to fraction and decimal and vice versa	36.12
M717	Finds out approximate area of closed shapes by using unit square grid/graph sheet	19.26
M719	Finds various representative values for simple data from her/his daily life contexts like mean, median and mode	23.12
M721	Interprets data using bar graph	8.03
M801	Generalizes properties of addition, subtraction, multiplication and division of rational numbers through patterns	49.16
M802	Finds rational numbers between two given rational numbers	42.81
M803	Proves divisibility rules of 2, 3, 4, 5, 6, 9 and 11	11.85
M804	Finds squares, cubes, square roots and cube roots of numbers using different methods	35.12
M808	Uses various algebraic identities in solving problems of daily life	31.10
M812	Verifies properties of parallelogram and establishes the relationship between them through reasoning	20.62
M818	Finds surface area and volume of cuboidal and cylindrical object	8.36
M819	Draws and interprets bar charts and pie charts	11.25

Range of Performance of Students who Answered Correctly							
Below 30%		30% - 50%		50% - 75%		Above 75%	
Number	%	Number	%	Number	%	Number	%
463	81.37	102	17.93	4	0.70	0	0.00

Lowest Performing Learning Outcomes (LOs)

- 1 - Adds/subtracts algebraic expressions (6.15)
- 2 - Interprets data using bar graph (8.03)
- 3 - Finds surface area and volume of cuboidal and cylindrical object (8.36)

4 - Solves problems related to daily life situations involving rational numbers (9.49)

5 - Solves problems on daily life situations involving addition and subtraction of fractions / decimals (9.63)